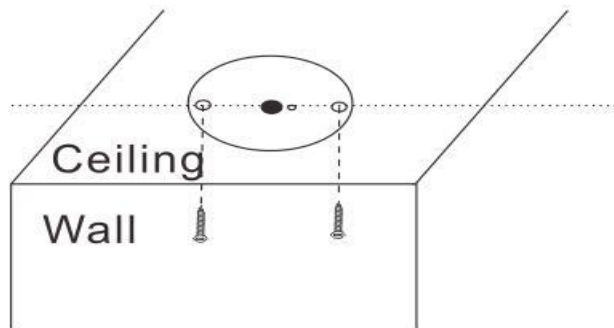


ET3-R Ceiling Mounted Urinal Flush Valve - TROUBLE SHOOTING:

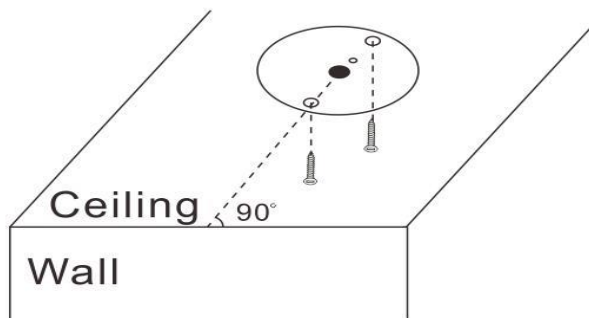
Issue - No Water Out

- CHECK WATER AND POWER SUPPLY;
- UNPLUG ALL CABLES, LEAVE UNPLUGGED FOR 5 MINUTES (THIS GIVES THE ELECTRONICS A CHANCE TO RESET) BEFORE RECONNECTING EVERYTHING CAREFULLY;
- CHECK SENSOR PLATE HAS BEEN INSTALLED CORRECTLY AS BELOW – (SEE SENSOR INSTALLATION SECTION OF THE INSTALLATION MANUAL FOR FULL DETAILS);
- CLEAN FILTER/SOLENOID AND RE-TEST;

For Single Urinal – ensure sensor plate screws are parallel to wall:



For Twin/Trough urinals – ensure sensor plate screws are aligned facing the wall:

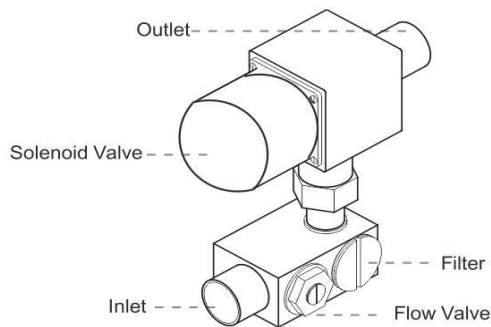


Issue – Water Running On

- CHECK POWER SUPPLY;
- UNPLUG ALL CABLES, LEAVE UNPLUGGED FOR 5 MINUTES (THIS GIVES THE ELECTRONICS A CHANCE TO RESET) BEFORE RECONNECTING EVERYTHING CAREFULLY;
- **NOTE** - RUNNING ON SHORTLY AFTER INSTALL IS A SIGN THAT THE PIPEWORK WAS NOT FLUSHED ADEQUATELY AND THE SOLENOID IS BLOCKED BY DEBRIS AND CANNOT CLOSE COMPLETELY – CHECK AND CLEAN FILTER/SOLENOID AND RE-TEST (IF THE ISSUE REMAINS, YOU MAY NEED TO REPLACE THE SOLENOID – CONTACT US TO DISCUSS);

Issue – Not Enough or Too Much Water Flow

- CHECK AND ADJUST YOUR WATER PRESSURE AS APPROPRIATE – RECOMMENDED WATER PRESSURE IS 350kPA.
- FLOW VALVE MAY REQUIRE ADJUSTMENT – FLOW CAN BE ADJUSTED WITH FLOW VALVE SCREW ON SOLENOID VALVE, NEXT TO THE INLET – SEE DIAGRAM:

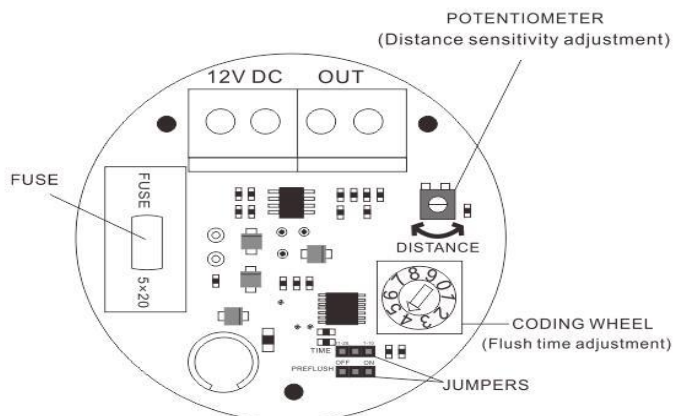


Issue – Flush Time/Sensing Distance Not Adequate

- FLUSH VALVE SETTINGS MAY REQUIRE SET-UP/ADJUSTMENT – REFER TO THE ‘SETTINGS’ AND ‘FLUSH VOLUME SETTINGS’ SECTIONS OF THE INSTALLATION MANUAL FOR FULL INSTRUCTIONS. A COPY IS AVAILABLE ON THE INSTALLATION PAGE OF OUR WEBSITE enviro-tech.com.au

ADVANCED TROUBLESHOOTING

- IF IN THE HIGHLY UNLIKELY EVENT THAT AFTER ALL ABOVE CHECKS ARE COMPLETE AND INSTALLATION IS CONFIRMED AS CORRECT, THE URINAL STILL DOES NOT FLUSH – CHECK WHETHER THE FUSE WITHIN THE CEILING MOUNTED SENSOR PLATE HAS BLOWN. (SEE DIAGRAM BELOW) THIS CAN ONLY HAPPEN IN VERY LIMITED CIRCUMSTANCES CAUSED BY ENVIRONMENTAL FACTORS AND IS NOT COVERED BY YOUR PRODUCT WARRANTY. **NB. PLEASE SEEK THE ADVICE OF YOUR QUALIFIED PROFESSIONAL.**



For further information and advice - contact us on:
1300 530 883 or e-mail info@enviro-tech.com.au