



# **INSTALLATION INSTRUCTIONS**

**Elite wall mounted sensor tap  
6 Star WELS Rated  
ET2-20.5**

**Thank you for purchasing this Enviro-Tech product**

# INSTALLATION INSTRUCTIONS ELITE WALL MOUNTED SENSOR TAP

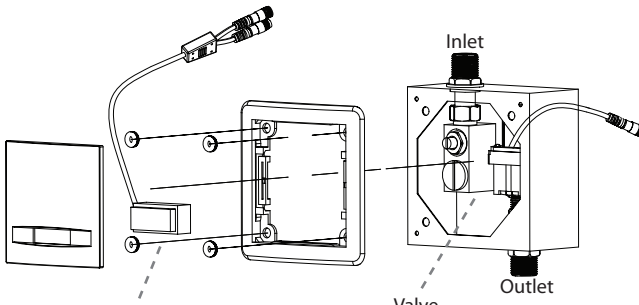
Note: Always flush pipe work before installation.

- >Fix valve box into wall.
- >Fix spout to wall
- >Connect water feed to inlet of valve.
- >Connect outlet to spout.
- >Insert batteries to DC battery box.
- >Connect battery box to transformer. (If mains powered)
- >Connect transformer (battery box if DC only) to face plate.
- >Connect solenoid valve to face plate plug.
- >Connect transformer to power.
- >Turn on water and test.

## TECHNICAL SPECIFICATION

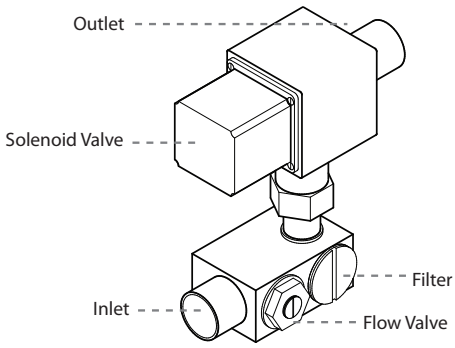
Function	ET2-20.5
Power Input	DC:6V(4x1,5V AA alkaline battery) AC:220-240V (50/60 Hz)
Power consumption	Static:<4Ma,active:<500mA
Water Pressure	100kPa-500kPa
Inlet/outlet Diameter	15mm ½ G
Detection zone	750mm-800mm
Confirmation time	1 second
Low power consumption	4 AA alkaline batteries 108,000 cycles

## COMPONENTS

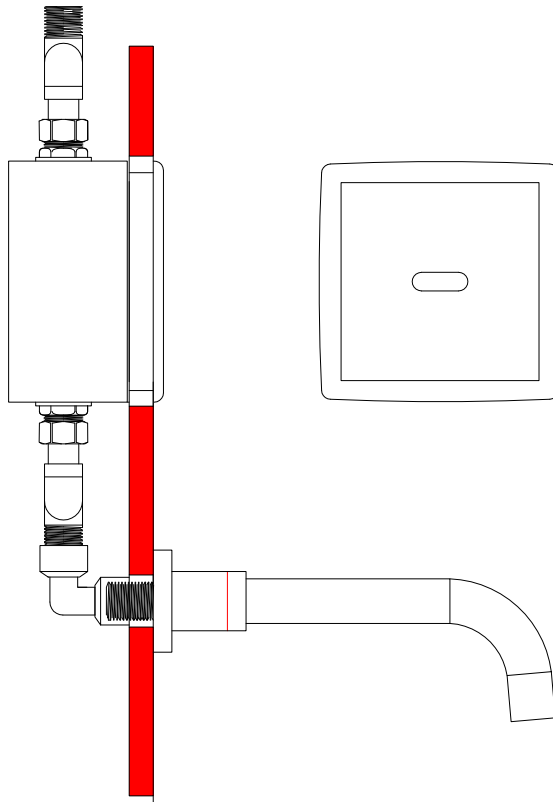
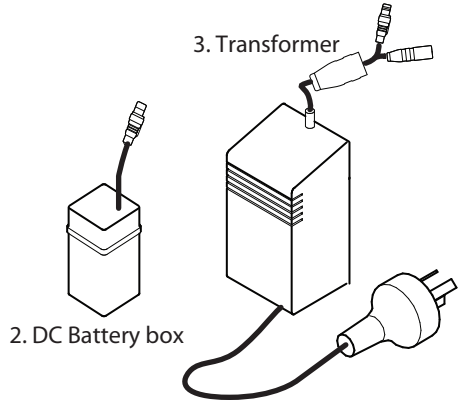


# COMPONENTS

## 1. Solenoid Valve



## 3. Transformer



## TROUBLE SHOOTING

Problem	Possible Cause	Solution
No Water	No power Water supply cut off low Water pressure Blocked filter	Check power supply and batteries are installed Check water supply Increase water pressure Clean filter
Low flow volume	Low Water pressure Low flush volume Blocked filter	Increase water pressure Adjust flow valve Clean filter
High flow volume	High flush volume High water pressure	Adjust flow valve Decrease water pressure
Continual flushing	Sensor obstructed	Clear obstruction
Indicator light off	Batteries flat Bad connection	Replace batteries Check connection



## AFTERCARE

Whilst advanced plating techniques are used in the manufacture of this product, the surface will be affected if cleaned incorrectly.

Surfaces should be maintained using a clean damp cloth, no abrasive agents or materials should be used or come into contact with the surface finish, or this will invalidate your guarantee

Please contact manufacturer if required

Australia: 1300 530 883

New Zealand: 0800 2 ENVIRO

This Enviro-Tech elite tap ware is manufactured strictly to adhere to the ISO9001 standard, WaterMark certification and WELS standards.

Enviro-tech has the right of updating the product technology.