



INSTALLATION INSTRUCTIONS

**Elite Tap ware wall mounted
6 Star WELS Rated
ET2-OL20**

Thank you for purchasing this Enviro-Tech product

INSTALLATION INSTRUCTIONS ELITE TAP WARE WALL MOUNTED

We strongly recommend that you use a qualified and registered plumber and electrician.

Note: Always flush pipe work before installation.

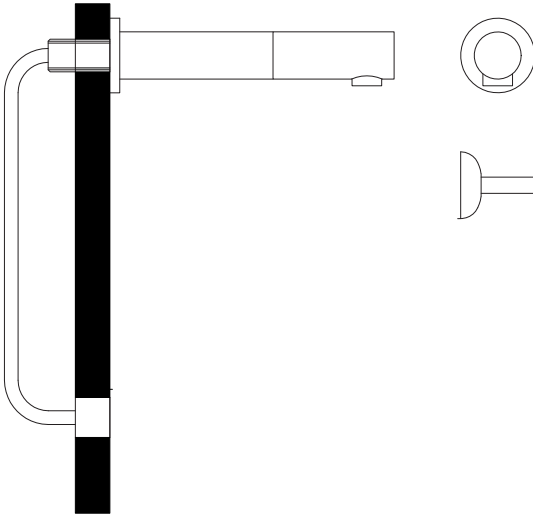
- >Push flexi hose and control cable through hole in wall or S/S wall mounting plate and tighten nut.
- >Insert batteries into control box. (See drawing)
- >Screw control box to wall (Within the length of the flexi pipe and control cable) (control box can be located in wall cavity with access if required)
- >Connect flexi hose from tap to outlet of control box, squeeze clamp over hose and slide pipe onto outlet of control box then release clamp to secure.
- >Connect water feed to inlet of control box.
- >Connect transformer to the control box. (If mains powered)

TECHNICAL SPECIFICATION

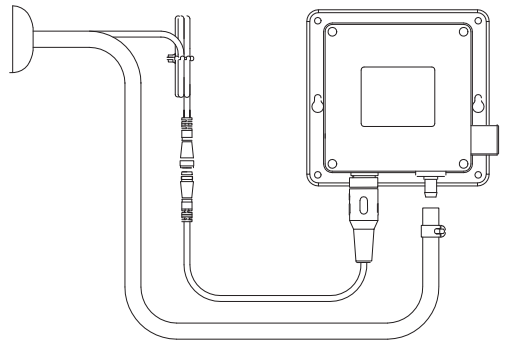
Function	ET2-OL20
Power Input	DC:6V(4x1,5V AA alkaline battery) AC:220-240V (50/60 Hz)
Power consumption	<0.3MW
Water Pressure	100kPa-500kPa
Inlet/outlet Diameter	15mm ½ G
Detection zone	Self adjusting
Confirmation time	1 second
Low power consumption	4 AA alkaline batteries
Temperature	1*-45*C

COMPONENTS

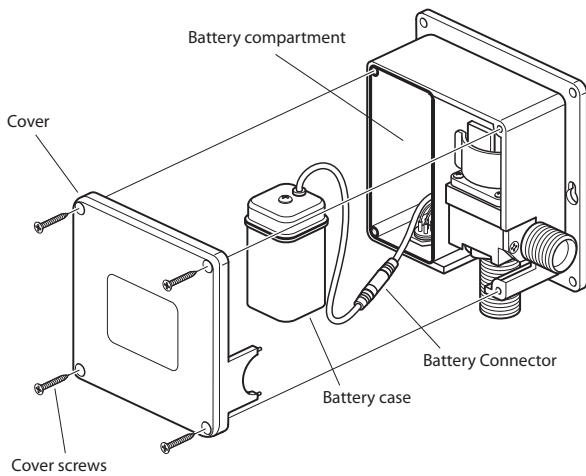
TAP DRAWING



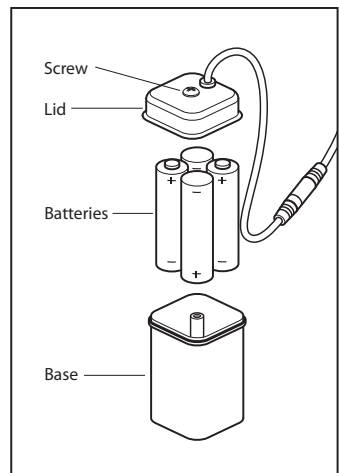
CONTROL BOX



CONTROL BOX PARTS



BATTERY BOX PARTS



TROUBLE SHOOTING

No water out	The batter is exhausted Water supply cut off Dirt in the filter Water pressure to low	Change the battery Check Supply Clean the filter Raise the pressure
Water will not turn off	Dirt on the sensor window	Clean the sensor
Too little water flow	Water supply is turned down The filter is too dirty Water pressure is too low	Adjust water supply Clean the filter Raise the pressure
Too much water flow	Water pressure is too high	Adjust pressure
Short cycles of battery	Incorrect batteries	Change to 4AA Alkaline batteries
The indicator light is not on	The light is broken The circuit board is wet or signal line is wet The battery is exhausted Poor connection of battery	Change the light or circuit board Dry out Change the battery Check battery connections
Flashing sensor light	Battery running low	Replace battery
Inlet filter cleaning	Control box has a filter on the inlet	Remove filter and wash out any obstructions

AFTERCARE

Whilst advanced plating techniques are used in the manufacture of this product, the surface will be affected if cleaned incorrectly.

Surfaces should be maintained using a clean damp cloth, no abrasive agents or materials should be used or come into contact with the surface finish, or this will invalidate your guarantee

Please contact manufacturer if required
Australia: 1300 530 883
New Zealand: 0800 2 ENVIRO

This Enviro-Tech elite tap ware is manufactured strictly to adhere to the ISO9001 standard, WaterMark certification and WELS standards.
Enviro-tech has the right of updating the product technology.